



How to Subscribe to Podcasts Using iTunes

In this quick tutorial, we show you how to subscribe to a podcast using iTunes. Subscribing will mean that your computer will be updated with the latest episode in a podcast series, the moment it becomes available.

Step 1 : Install iTunes

1. To install iTunes go to the website at www.apple.com/itunes and click the download tab on the top left.
2. Choose your operating system, in this case I'll choose windows.
3. Begin the download by choosing **save**. I have saved it to the desktop for ease of use.
4. When the download completes, simply double click the file it delivers from your desktop and follow the installation wizard as normal.



Step 2 : Explore the Podcast Directory

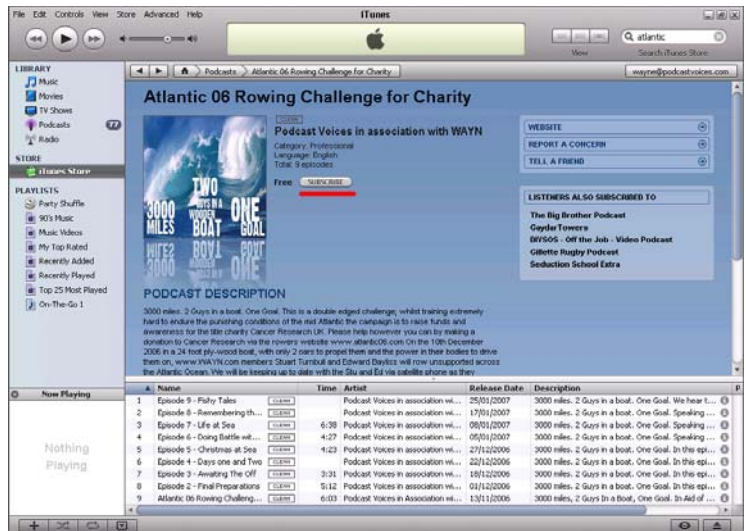
1. Once you have iTunes running and open, go to the iTunes store found from the left hand side.
2. When it opens you will see the iTunes music store catalogue and on the left of this, links to various sections of the store.
3. Choose podcasts.
4. You'll now see along the left the various categories of podcasts available as well as icons the the most listened to, and the newest releases, we'll choose one of these.
5. In the top right of the window there is also a search option if you are looking for a podcast on a particular subject.



Step 3 : Subscribing through iTunes

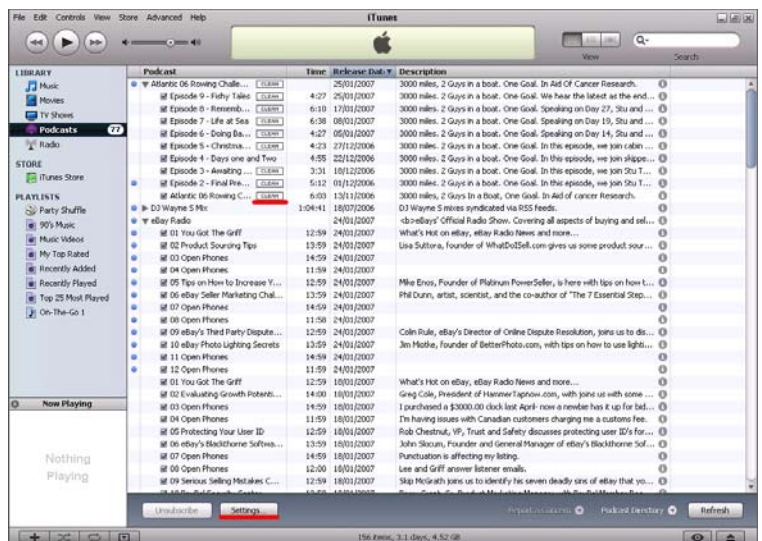
1. Click the Podcast icon in the directory, you are taken to the catalogue page within iTunes where you will find out information on the show as well as listen to available episodes. You can download these episodes and have future editions delivered automatically by clicking subscribe.

Also found on this page are reviews written by the podcasts audience, and of course you can leave your comments here as well. The website links take you to the podcast homepage outside of iTunes. If you like the podcast do click Tell A Friend!



2. The download tab shows you whats in progress and you will now see the series in the podcast playlist window.

3. From here, you can choose to “GET” previous episodes in the series. You can also change settings for the frequency of updates and storage. If you right click over the listing you can also view the show notes and extra information for each podcast.



Step 4 : Subscribing to Podcasts with iTunes from websites.

Not all podcasts are listed in the iTunes directories. Sometimes you will come across a show via a website or other podcast directory. Subscribing to these using iTunes is easy and involves a special type web page or xml script called an RSS feed.

1. You will see a logo or icon similar to these on the page:

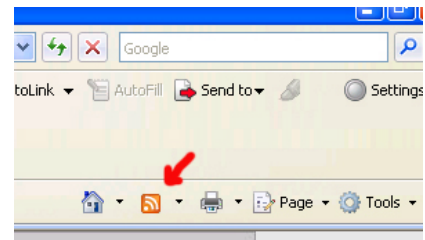


instructing you to subscribe too RSS Feed. Sometimes your are able to drag and drop the icon into the podcasts window within iTunes and you will be subscribed, but in this instance right click the logo and choose copy shortcut.

2. Now, return to iTunes and click the advanced menu option on the top toolbar, choose subscribe to podcast and paste into the box the shortcut you just copied. 3.

3. Click OK and you will then see the show appear in your playlist as before with the option to “GET” previous episodes.

4. Don't forget, web browsers like Internet Explorer seven and Mozilla Firefox notify you that there is a subscription feed on the page you are viewing.



5. You may be offered an iTunes link with an icon like this offering you to subscribe:



All you need to do is click this shortcut and be linked to the iTunes catalogue page within the iTunes directory. You can read the customer reviews, listen to individual episodes and of course, subscribe as shown above.



Step 5 : Discover the World of Podcasting and Enjoy!

There's a whole world of great shows out there so explore and see what great stuff you can find. For more information on Podcasting visit www.podcastvoices.com where you can find Blogs and probably the biggest aggregated news site dedicated to Podcasting anywhere on the internet!

To help you enjoy Podcasting try these:

Stuck with Jargon? Try this : http://www.podcastvoices.com/podcast_glossary

Further Podcast Directories:

Not all Podcasts are found on iTunes, try searching some of these:

Yahoo Podcasting	http://podcasts.yahoo.com
Odeo	http://www.odeo.com
Podcast.net -	http://www.podcast.net/
PodcastAlley.com -	http://www.podcastalley.com/
PodcastPickle -	http://www.podcastpickle.com/
PodcastDirectory.com -	http://www.podcastdirectory.com/
Podfeed.net -	http://www.podfeed.net/
Podcast411 -	http://www.podcast411.com/
Digital Podcast -	http://www.digitalpodcast.com/
Podcasting News Directory -	http://www.podcastingnews.com/forum/links.php
LibSyn Podcasting Directory -	http://libsyn.com/directory/
Podcast Bunker -	http://podcastbunker.com/
Pocketcasting.com -	http://directory.pocketcasting.com/
Audio Weblogs -	http://audio.weblogs.com/